

Start Your Demo Trading Journey

Access real market conditions with zero financial risk. Practice trading with **1 million** in virtual funds and build confidence before investing.

Mobile Application Setup

1. Download the App

Install the iTrade mobile app to begin the registration process.

Click on the link below or scan to download:

Google Play Store:

<https://play.google.com/store/apps/details?id=com.igi.mobileterminal&pli=1>



Apple App Store: <https://apps.apple.com/us/app/itrade-terminal/id1410720562>



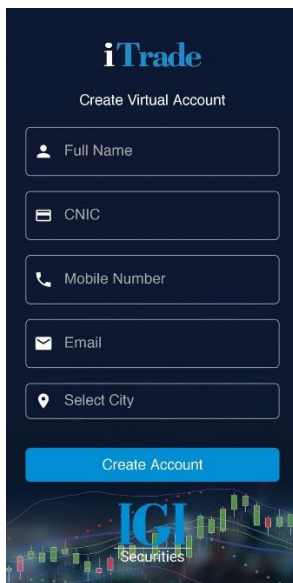
2. Select the “Virtual” Option

Open the app and choose the **Virtual** option on the main screen to access the demo environment.



3. Complete Your Registration

Enter your details to set up your demo account. This includes name, CNIC, mobile number, and email address.



4. Receive Your Login Credentials

Your account details will be sent to your registered email upon successful registration.

5. Start Trading

You will be credited with **1 million** in virtual funds. Use this balance to explore the platform, practice trades, and understand market movements in real time.

Desktop Platform Access

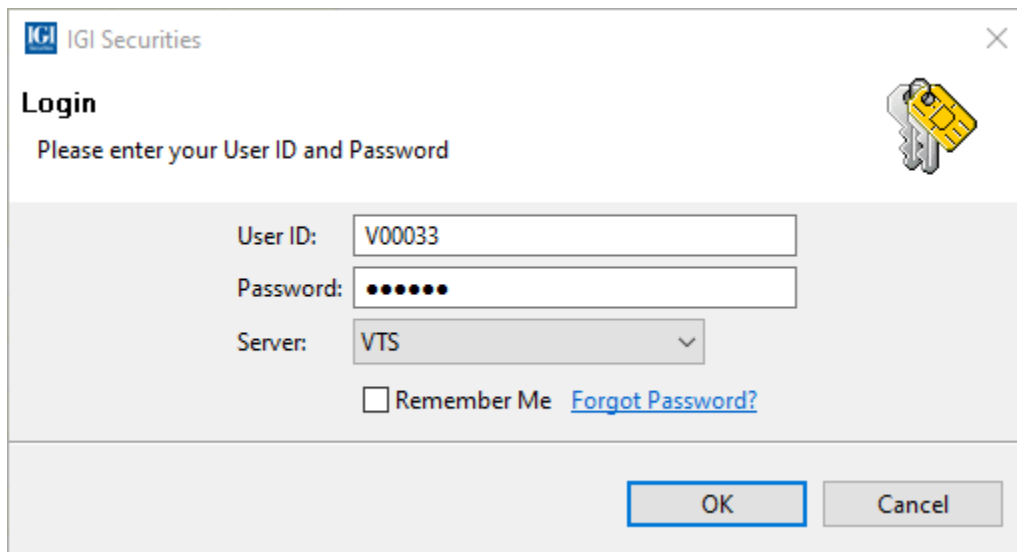
1. Download the Desktop Platform

Install the desktop iTrade terminal using the link:

<https://www.igisecurities.com.pk/downloads/Setup-iTrade-Terminal.rar>

2. Sign In to Your Account

Log in using the credentials shared via email after completing your mobile registration. Select the **VTS** from the dropdown menu to continue.



IGI Securities

Login

Please enter your User ID and Password

User ID:

Password:

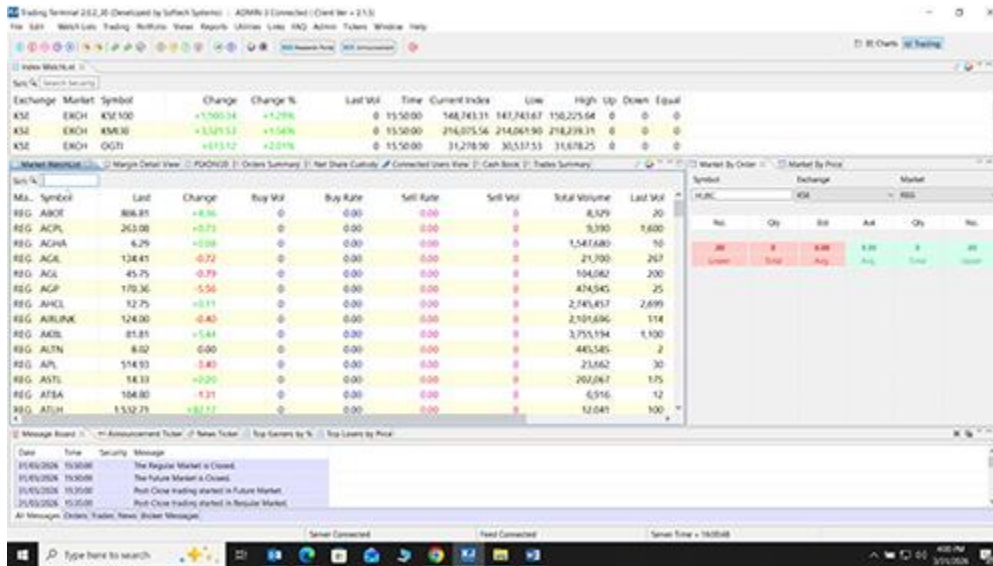
Server:

Remember Me [Forgot Password?](#)

OK Cancel

3. Start Trading

Access real market conditions with 1 million in virtual funds. Practice trades, explore the platform, and develop your understanding of market movements.



STEP INTO THE MARKET WITH CONFIDENCE